

Milk Powder Packing Lines

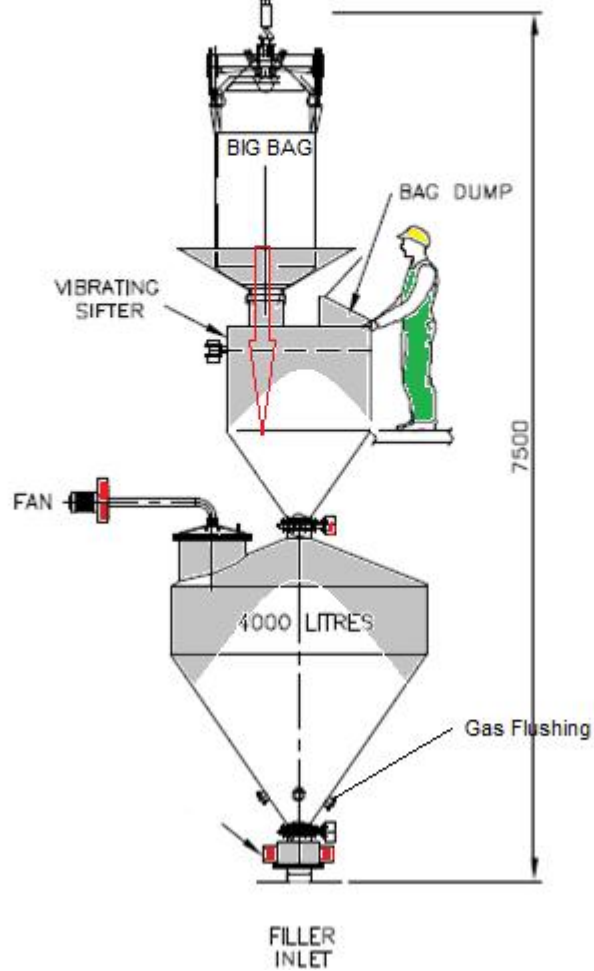
BB

WEIGHING DEVICE FOR BIG BAGS



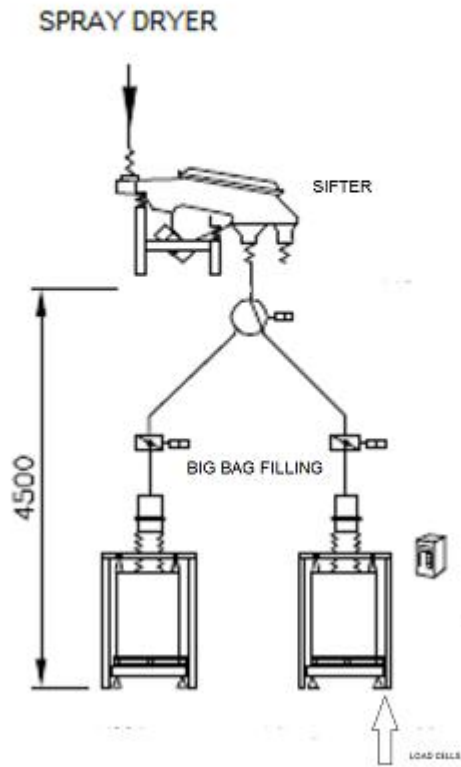
BIG BAG EMPTYING LINES MILK POWDER PACKING LINES

MONORAIL & HOIST



MILK POWDER BLENDING LINES

MILK POWDER BIG BAG FILLING LINES




25KG AND 1 TONNE BIG BAG LINES FOR MILK POWDER





Milk powder big bag filling lines - fully automated


MODULAR DESIGN.

Positioned along from the standard system (big weighing and filling) to the fully complete version (including a magazine for wooden pallets and a stacking device for full bags at the end of the line). The machine is completely modular, enabling the user to choose configurations which maximize performance and maximize investment.



FEED TYPES.

BB-A	2 outlets for fine flowing granular products.	
BB-C	1 outlet for powder products.	
BB-N	100 mm wide tank for coarse and flaked products.	
BB-VS	rotary valve for special applications.	



EASIER OPERATION, SAFER RESULTS.

SUSPENDED WEIGHING AND FILLING.

- The procedure ensures that big bags are filled quickly and accurately.
- It characterizes the cycle associated with ground level weighing, preventing impact and damage to weighing parts as the bags are being loaded and released.
- It makes the weighing measurement more accurate and efficient for users.
- It speeds up and simplifies servicing, enabling easy access to all devices.

HYDRAULIC LIFT.

- The device makes it possible to automatically adjust the position and size of big bags with different heights. The operator simply sets the final bag weight required (the size changes).
- It makes putting up empty bags easier by lowering the bag support to within the operator's reach.
- The system can be set to include an intermediate lifting cycle that vibrates the bag ensuring that the product is fully correct.

SELF-BEARING COMPACT STRUCTURE.

- The machine does not require supports and is easy to move (where required).

* To give a clear view of the device, the safety guards are not shown here.

HYDRAULIC LIFT FOR WEIGHING DEVICE.

The system is designed to suspend the bag from a special brace during weighing and filling.



Bag positioning *



Filling *

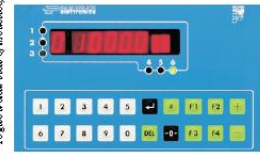


Bag released ready for transfer *

WEIGHING DEVICE WITH THREE LOAD CELLS.



Detail of attachment.



Power unit.

* To give a clear view of the details, the safety guards are not shown here.

DE-DUSTING CONNECTION.

For connection to the de-dusting system.

PERIMETER GUARDS.

In compliance with international standards, the device is fitted with perimeter guards and a door to ensure operator safety at all times.

ELECTRICAL CONTROL PANEL.

With programmable logic control (PLC) on board the machine.



STANDARD MACHINE.

The standard version of the machine (without roller conveyor) is shown in the photo.

This version is compact and comes complete with all systems needed to guarantee efficient, successful results.



COMPACT STRUCTURE.

Sturdy, self-bearing, floor-standing structure, designed in proportion to largest bags.



BAG GRIPPER.

Designed to grip and hold the mouth of bag bags in position. The device is oval in shape for easier handling and uses a hermetic seal to prevent dust escaping during filling.



CONNECTION BELLOWS.

The fixed part (feeding of product) and moving part (bag gripper) are joined by a telescopic bellows which creates a hygienic hermetic seal and prevents powder from escaping during filling.



OPERATION.

MANUAL OPERATION (STANDARD).

Big bags are raised and lowered manually: the manual bagging button must be held down to enable filling (line flow only).

AUTOMATIC OPERATION (STANDARD).

Once the big bag has been picked up by the bag gripper, it is raised automatically; bagging begins thereafter with two weighing stages: fast and slow.

When the bag has reached the pre-set weight, it is lowered and released automatically.

AUTOMATIC OPERATION + VIBRATION (OPTIONAL).

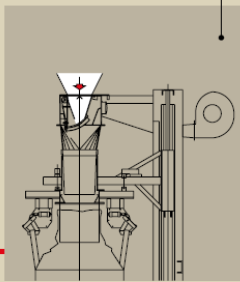
A vibration phase is added at the end of the cycle described above. The big bag is deposited so that it can be filled to its maximum.

OVERLAPPING (OPTIONAL).

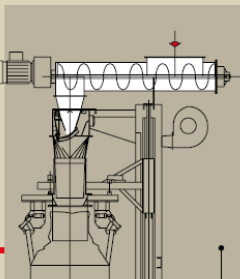
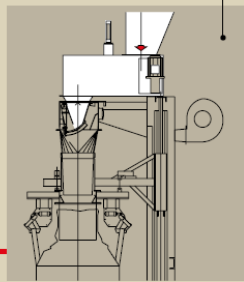
The hydraulic lift makes it possible to overlap two or more big bags.



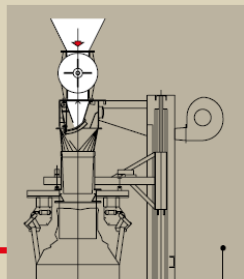
BB-A GRAVITY, FOR FREE-FLOWING GRANULAR PRODUCTS



BB-N CONVEYOR BELT, FOR COARSE AND FLAKED PRODUCTS



BB-C SINGLE FEED SCREW, FOR POWDER PRODUCTS



BB-VS ROTARY VALVE, FOR SPECIAL APPLICATIONS

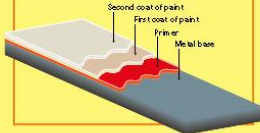
STAINLESS STEEL (AISI 304).

All parts which come into contact with the product are made in STAINLESS STEEL (AISI 304):

- prevents contamination of the product;
- designed for corrosive environments.

CORROSIVE ENVIRONMENTS.

A special painting technique is used on machines which will be exposed to corrosion in harsh environments.



INFLATION.

Inflation of polythene layer (where used):

- by means of electric blower - fan (see photo);
- by injecting inert gases.



VIBRATING PLATFORM: DESIGNED TO SHAKE THE BAG AND ENSURE THAT THE PRODUCT SETTLES.



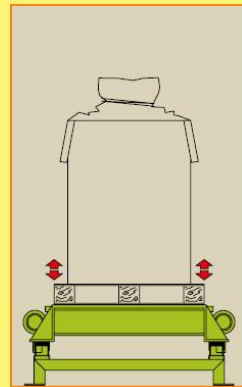
◀ VIBRATING PLATFORM WITH PNEUMATIC LIFT.

When a pallet roller conveyor is used, the vibrating platform is equipped with the following:

- "vibrating comb" positioned between rollers;
- pneumatic lift for vibrating comb. The system lifts the pallet above the rollers and vibrates it (without vibrating the rollers). At the end of the vibration cycle, the "vibrating comb" is lowered and releases the pallet onto the roller conveyor. Vibration is produced by different sized electro-mechanical vibrators, enabling intensity and frequency to be adjusted. Vibration time is also adjustable. A special vibration-proof base ensures that vibration is not transmitted to the ground.

STACKING ROLLER FOR FULL BAGS.

- free roller conveyor;
- motorized drive;
- combined (motor-driven + free roller conveyor).



◀ STANDARD VIBRATING PLATFORM.

When a vibration system is required to help settle the product, the machine can be fitted with a vibrating platform. Big bags are released onto the platform and vibrated for time necessary (vibration time is easy to adjust from the electric panel).

The system is equipped with two electro-mechanical vibrators: vibration intensity and frequency can be calibrated by adjusting the panel. Vibration is absorbed by the special vibration-proof base fitted on the machine.



Magazine with retractable forks.



Magazine, roller conveyor and operator platform.



Standard magazine.

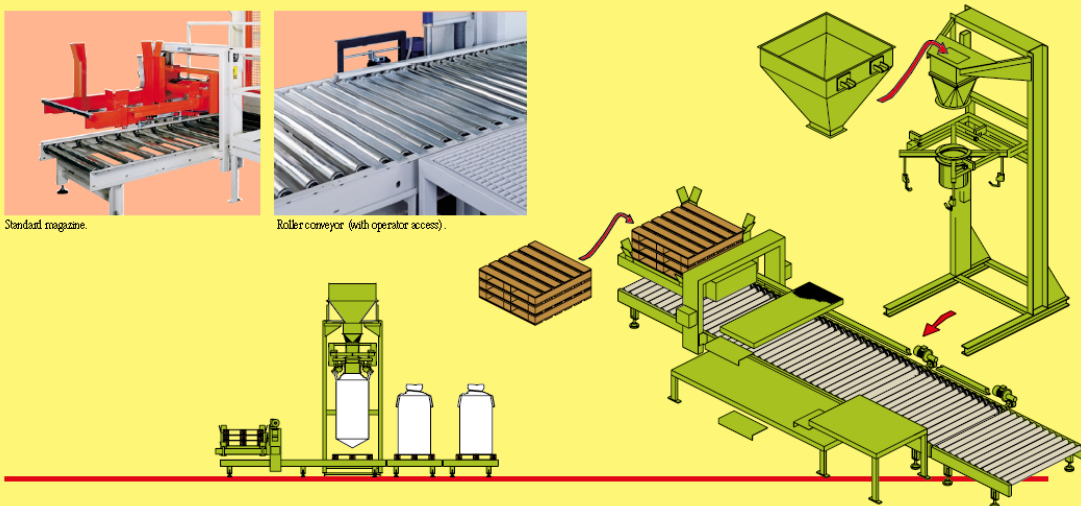


Roller conveyor (with operator access).

MAGAZINE FOR EMPTY PALLETS: FITTED WITH ROLLER FOR TRANSFER TO FILLING AREA.

The system is fitted with an operator platform positioned at the same height as the roller. The empty pallet magazine comes in "cartridge" and "retractable fork" versions. The former, simple and competitively priced, is recommended for use with same-sized pallets and has a storage capacity of up to 400 kg of empty pallets (or piles of up to 1800 mm in height). The latter is more flexible as pallet size changes do not require adjustments and has a greater storage capacity of up to 800 kg. Both versions are equipped with a motor-driven roller which conveys empty pallets from the magazine to the filling area.

An alarm sounds when the magazine is nearly empty, warning the operator to fill it. The cycle stops if the magazine is completely empty, thanks to a sequential link-up with devices downstream.





John Watson

Watson Dairy Consulting
54 Cairnlee Avenue East
Cults
Aberdeen
AB15 9NH

t: +44 1224 861507

m: +44 7931 776499

f: +44 7092 006687

e: jw@dairyconsultant.co.uk

w: www.dairyconsultant.co.uk

Watson Dairy Consulting is part of JWC Services Limited



Magazine with retractable forks.



Magazine, roller conveyor and operator platform.



Standard magazine.



Roller conveyor (with operator access).

MAGAZINE FOR TRANSFER

The system is fitted with pallet magazine comes competitively priced, is suitable for up to 450 kg of empty pallets. Size changes do not require any modifications. Both versions are equipped with a safety system to the filling area. An alarm sounds when the cycle stops. The cycle stops if there is a problem downstream.

